



# CCOERA Investment Options

To make changes, call (800) 352-0313 or Log on to Your Account at [www.ccoera.org](http://www.ccoera.org)\*

Automatically Allocated Portfolio Options						
Target Date Funds		Age Range (Expected Retirement Date)	DOB Range	Future Contributions	Existing Balances	
Diversified Portfolios	CCOERA TDF Income	74 or older (2007 or before)	< 1942	% \$		%
	CCOERA TDF 2010	69-73 (2008-2012)	1943-1947	% \$		%
	CCOERA TDF 2015	64-68 (2013-2017)	1948-1952	% \$		%
	CCOERA TDF 2020	59-63 (2018-2022)	1953-1957	% \$		%
	CCOERA TDF 2025	54-58 (2023-2027)	1958-1962	% \$		%
	CCOERA TDF 2030	49-53 (2028-2032)	1963-1967	% \$		%
	CCOERA TDF 2035	44-48 (2033-2037)	1968-1972	% \$		%
	CCOERA TDF 2040	39-43 (2038-2042)	1973-1977	% \$		%
	CCOERA TDF 2045	34-38 (2043-2047)	1978-1982	% \$		%
	CCOERA TDF 2050	29-33 (2048-2052)	1983-1987	% \$		%
	CCOERA TDF 2055	24-28 (2053-2057)	1988-1992	% \$		%
	CCOERA TDF 2060	23 or younger (2058 or after)	> 1993	% \$		%
Individually Allocated Portfolio Options						
Fixed Investments		Fund Class	Ticker	Future Contributions	Existing Balances	
Other	Vanguard Fed. Money Market	Money Market	(VMFXX)	% \$		%
	CCOERA Book Value Fund	Stable Value	N/A	% \$		%
Bonds	Metro West Total Return Fund	Investment Grade Bonds	(MWTIX)	% \$		%
	PIMCO High Yield Fund	High Yield Bonds	(PHIYX)	% \$		%
Equity (Stock) Investments		Fund Class	Ticker	Future Contributions	Existing Balances	
Large Cap	Vanguard Institutional 500 Index	Large-cap Blend/Index	(VINIX)	% \$		%
	Neuberger Berman Social Fund	Large-cap Blend/Social	(NRSRX)	% \$		%
	Dodge & Cox	Large-cap Value	(DODGX)	% \$		%
	Harbor Capital Appreciation Fund	Large-cap Growth	(HACAX)	% \$		%
	Fidelity Contrafund	Multi-cap Blend/Growth	(FCNTX)	% \$		%
Foreign	American Beacon International	Foreign Large Value	(AAIEX)	% \$		%
	American Funds EuroPacific	Foreign Large Blend/Growth	(RERGX)	% \$		%
Mid Cap	Vanguard Mid-Cap Index Fund	Mid-cap Blend/Index	(VMCIX)	% \$		%
	Fidelity Low-Priced Fund	Mid-cap Blend	(FLPSX)	% \$		%
	Artisan Mid-Cap Fund	Mid-cap Growth	(APHMX)	% \$		%
Sm Cap	Vanguard Small-Cap Index Fund	Small-cap Blend/Index	(VSCIX)	% \$		%
	American Beacon Sm Cap Value	Small-cap Value	(AVFIX)	% \$		%
RE	Cohen & Steers Realty Shares	Mid-cap Blend (Real Estate)	(CSRIX)	% \$		%
Totals				100%	\$	100%

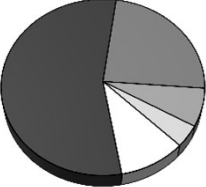
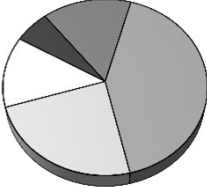
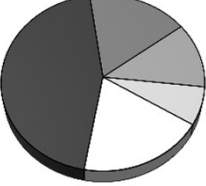
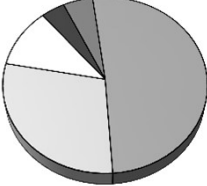
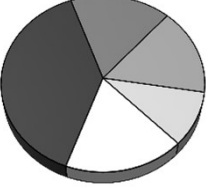
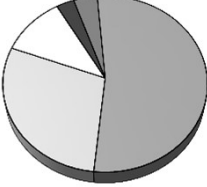
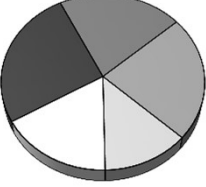
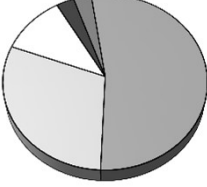
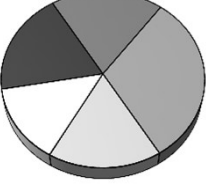
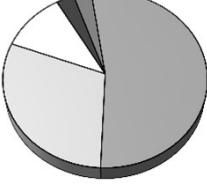

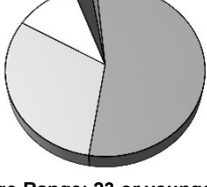
### Personal Use Only - Do Not Mail

\* CCOERA is not an investment advisor and does not make any representations nor guarantees as to the future performance, risk or return of the funds. This plan and its self-direction provisions are intended to constitute a plan similar to that described in section 404(c) of the Employee Retirement Income Security Act and Title 29 of the Code of Federal Regulations Section 2550.404c-1. The fiduciaries of this plan may be relieved of liability for any losses which are the direct and necessary result of investment information given to the employee.



# CCOERA Target Date Funds

To make changes, call (800) 352-0313 or Log on to Your Account at [www.ccoera.org](http://www.ccoera.org)\*

<p><b>CCOERA TDF Income</b></p>  <ul style="list-style-type: none"> <li>■ Stable Value 55%</li> <li>■ Bonds 24%</li> <li>■ US Equity 7%</li> <li>■ Intl Equity 4%</li> <li>■ Alternatives 10%</li> </ul> <p>Age Range: 74 or older</p>	<p><b>CCOERA TDF 2035</b></p>  <ul style="list-style-type: none"> <li>■ Stable Value 6%</li> <li>■ Bonds 15%</li> <li>■ US Equity 42%</li> <li>■ Intl Equity 24%</li> <li>■ Alternatives 13%</li> </ul> <p>Age Range: 44-48</p>
<p><b>CCOERA TDF 2010</b></p>  <ul style="list-style-type: none"> <li>■ Stable Value 45%</li> <li>■ Bonds 17%</li> <li>■ US Equity 12%</li> <li>■ Intl Equity 7%</li> <li>■ Alternatives 19%</li> </ul> <p>Age Range: 69-73</p>	<p><b>CCOERA TDF 2040</b></p>  <ul style="list-style-type: none"> <li>■ Stable Value 4%</li> <li>■ Bonds 5%</li> <li>■ US Equity 51%</li> <li>■ Intl Equity 29%</li> <li>■ Alternatives 11%</li> </ul> <p>Age Range: 39-43</p>
<p><b>CCOERA TDF 2015</b></p>  <ul style="list-style-type: none"> <li>■ Stable Value 39%</li> <li>■ Bonds 17%</li> <li>■ US Equity 16%</li> <li>■ Intl Equity 10%</li> <li>■ Alternatives 18%</li> </ul> <p>Age Range: 64-68</p>	<p><b>CCOERA TDF 2045</b></p>  <ul style="list-style-type: none"> <li>■ Stable Value 3%</li> <li>■ Bonds 4%</li> <li>■ US Equity 53%</li> <li>■ Intl Equity 29%</li> <li>■ Alternatives 11%</li> </ul> <p>Age Range: 34-38</p>
<p><b>CCOERA TDF 2020</b></p>  <ul style="list-style-type: none"> <li>■ Stable Value 26%</li> <li>■ Bonds 21%</li> <li>■ US Equity 23%</li> <li>■ Intl Equity 13%</li> <li>■ Alternatives 17%</li> </ul> <p>Age Range: 59-63</p>	<p><b>CCOERA TDF 2050</b></p>  <ul style="list-style-type: none"> <li>■ Stable Value 3%</li> <li>■ Bonds 3%</li> <li>■ US Equity 53%</li> <li>■ Intl Equity 30%</li> <li>■ Alternatives 11%</li> </ul> <p>Age Range: 29-33</p>
<p><b>CCOERA TDF 2025</b></p>  <ul style="list-style-type: none"> <li>■ Stable Value 19%</li> <li>■ Bonds 19%</li> <li>■ US Equity 31%</li> <li>■ Intl Equity 17%</li> <li>■ Alternatives 14%</li> </ul> <p>Age Range: 54-58</p>	<p><b>CCOERA TDF 2055</b></p>  <ul style="list-style-type: none"> <li>■ Stable Value 3%</li> <li>■ Bonds 3%</li> <li>■ US Equity 53%</li> <li>■ Intl Equity 30%</li> <li>■ Alternatives 11%</li> </ul> <p>Age Range: 24-28</p>
<p><b>CCOERA TDF 2030</b></p>  <ul style="list-style-type: none"> <li>■ Stable Value 12%</li> <li>■ Bonds 17%</li> <li>■ US Equity 37%</li> <li>■ Intl Equity 21%</li> <li>■ Alternatives 13%</li> </ul> <p>Age Range: 49-53</p>	<p><b>CCOERA TDF 2060</b></p>  <ul style="list-style-type: none"> <li>■ Stable Value 3%</li> <li>■ Bonds 1%</li> <li>■ US Equity 54%</li> <li>■ Intl Equity 31%</li> <li>■ Alternatives 11%</li> </ul> <p>Age Range: 23 or younger</p>